


SURFACE MOUNT CLOCK OSCILLATORS (Rohs Compliant / Lead Free)
Oscillators SMD3.2x2.5mm (APO-SMD03 Series) 1.8V



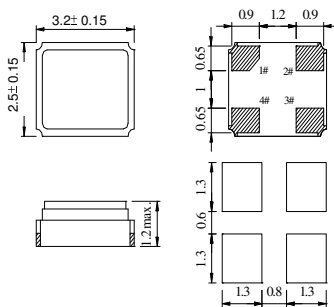
- SPECIFICATIONS

FREQUENCY RANGE		1.544MHz TO 9.999MHz	10MHz TO 34.999MHz	35MHz TO 49.999MHz	50MHz TO 80MHz	
FREQUENCY STABILITY (ALL INCLUSIVE*)		±20PPM, ±25PPM, ±50PPM, ±100PPM				
TEMPERATURE RANGE	OPERATING	0°C TO +70°C STANDARD				
		-40°C TO +85°C EXTENDED				
	STORAGE	-55°C TO +125°C				
AGING (FIRST YEAR)		±5PPM				
INPUT	VOLTAGE	+1.8VDC ±10%				
	CURRENT (MAX.)	6mA	7mA	15mA	25mA	
OUTPUT	LOAD	HCMOS		15pF Max		
	SYMMETRY	NORMAL: 40% TO 60%				
		TIGHT: 45% TO 55%				
	VOLTAGE	VOH	90% VDD min			
		VOL	10% VDD max			
RISE/FALL TIME	5nS Max (Tr: 10%VDD~90%VDD, Tf: 90%VDD~10%VDD)					
START-UP TIME		10mS max				
PIN 1, TRI-STATE FUNCTION		Pin 1=H or open... Output active at pin 3 Pin 1=L... high impedance at pin 3				



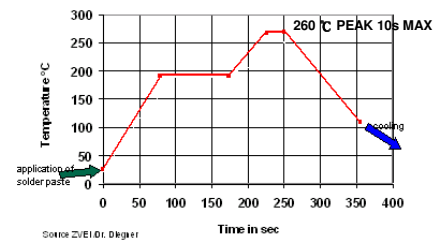
*Include: 25°C tolerance, operating temperature range, input voltage change, aging 1st year, load change, shock and vibration

- OUTLINE DIMENSIONS



Recommended Solder Pattern

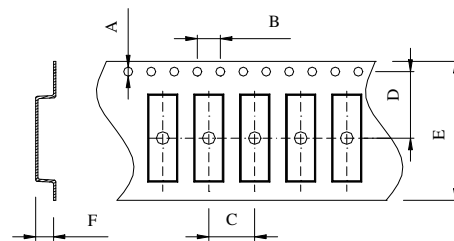
- SOLDER REFLOW PROFILE



PIN	CONNECTION
#1	Tri-State/NC
#2	GND
#3	Output
#4	+1.8VDC

Unit: mm

- CARRIER TAPE DIMENSIONS (3,000 pcs/reel)



A	B	C	D	E	F
1.5±0.1	4.0±0.1	4.0±0.1	3.5±0.1	8.0±0.3	1.0±0.1

ORDERING CODE SYSTEM (VERSION 1.2 UPDATED MAY 2008)						EXAMPLE:
SERIES	STABILITY	FREQUENCY	INPUT VOLTAGE	TEMPERATURE RANGE	OPTIONAL / BLANK	APO-SMD03P-25-1.8XT
APO-SMD03	D: ±20PPM E: ±25PPM J: ±50PPM P: ±100PPM	IN MHZ	1.8	X: EXTENDED TEMPERATURE (-40 TO +85 °C)	T – TIGHT SYMMETRY OTHERS – SPECIAL BLANK – STANDARD	

NON STANDARD FREQUENCIES AND SPECIFICATIONS ARE AVAILABLE ON REQUEST

Specifications are subject to change without notice